



Glass Passivated Three Phase Rectifier Bridge

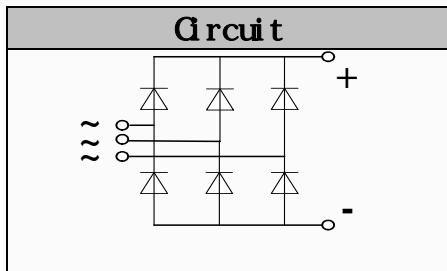
VRRM 800 to 1800V
ID 60 A

Applications

- Three phase rectifiers for power supplies
- Rectifiers for DC motor field supplies
- Battery charger rectifiers
- Input rectifiers for variable frequency drives

Features

- Three phase bridge rectifier
- Blocking voltage:800 to 1800V
- Heat transfer through aluminum oxide DBC ceramic isolated metal baseplate
- Glass passivated chip



Module Type

TYPE	VRRM
------	------

Symbol	Conditions	Values	Units
ID	Three phase, full wave Tc=110	60	A
IFSM	t=10mS Tvj =45	460	A
i ² t	t=10mS Tvj =45	1050	A ² s
Visol	a.c.50HZ;r.m.s.;1min	3000	V
Tvj		-40 to +150	
Tstg		-40 to +125	
Mt	To terminals(M5)	5±15%	Nm
Ms	To heatsink(M5)	5±15%	Nm
Weight	Module (Approximately)	130	g

Thermal Characteristics



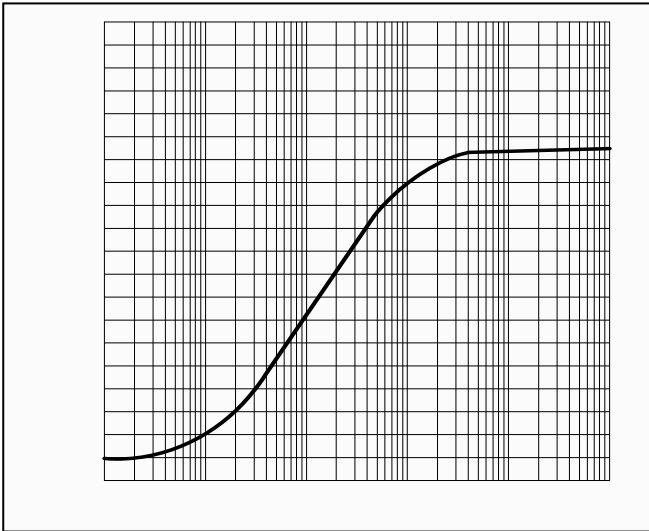


Symbol	Conditions	Values	Units
Rth(j-c)	Per diode	1.45	/W
Rth(c-s)	Module	0.07	/W

Electrical Characteristics

Symbol	Conditions	Values			Units
		Min.	Typ.	Max.	
V _{FM}	T=25 IF =150A		1.45	1.80	V
I _{RD}	Tvj=25 VRD=VRRM Tvj=150 VRD=VRRM			0.3 5	mA mA

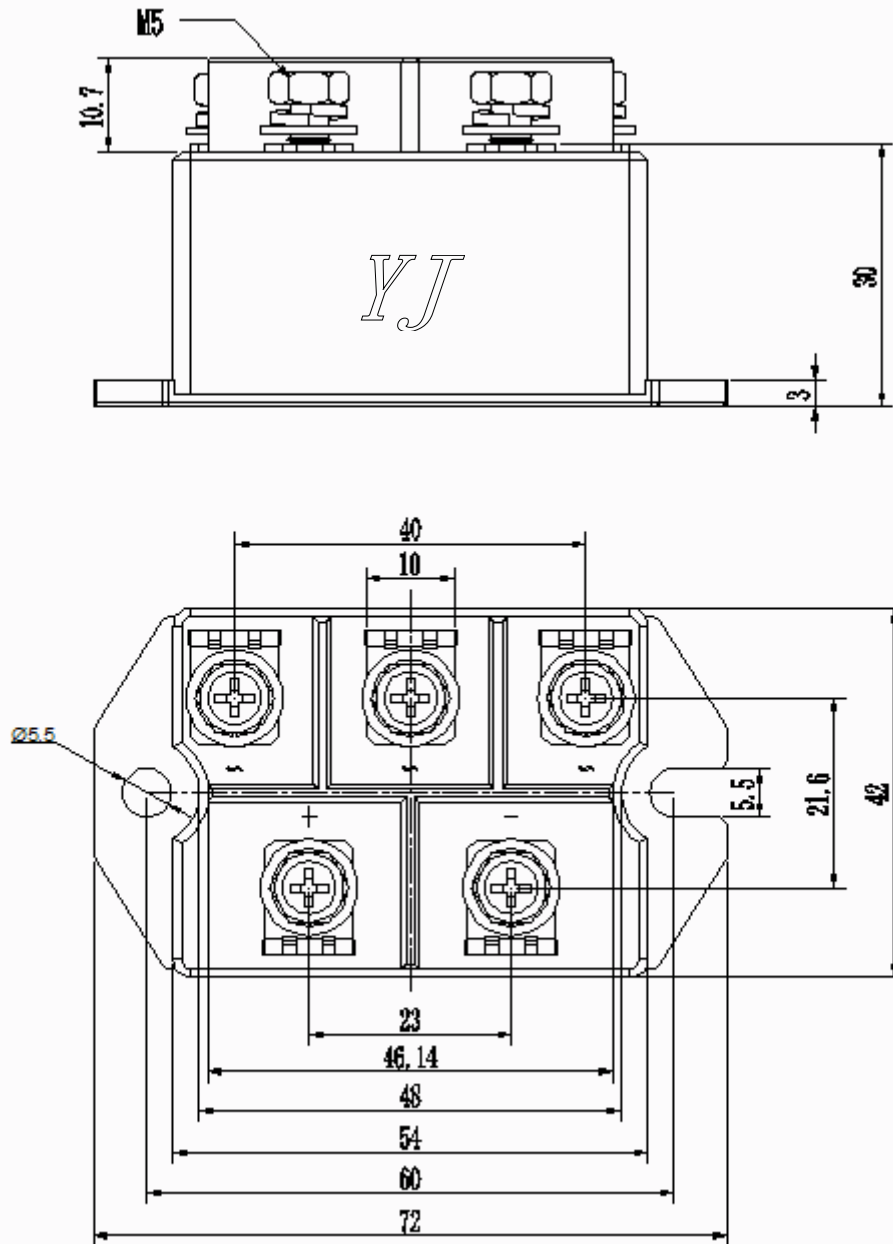


Performance Curves



Package Outline Information

CASE NM2



Dimensions in mm